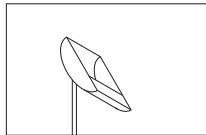
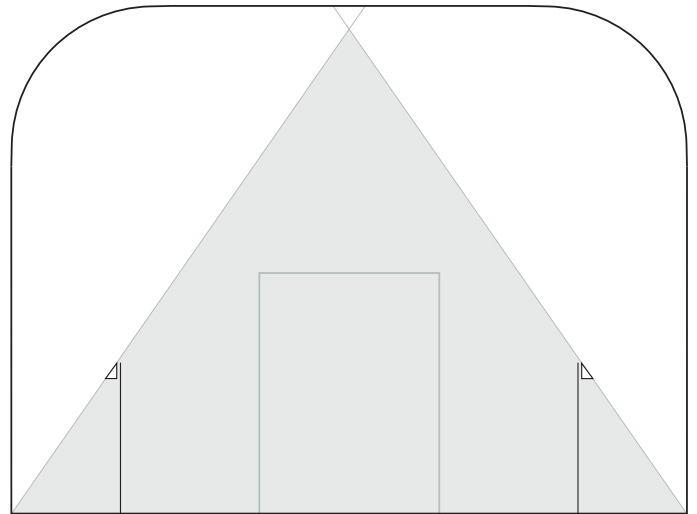
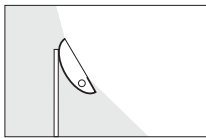


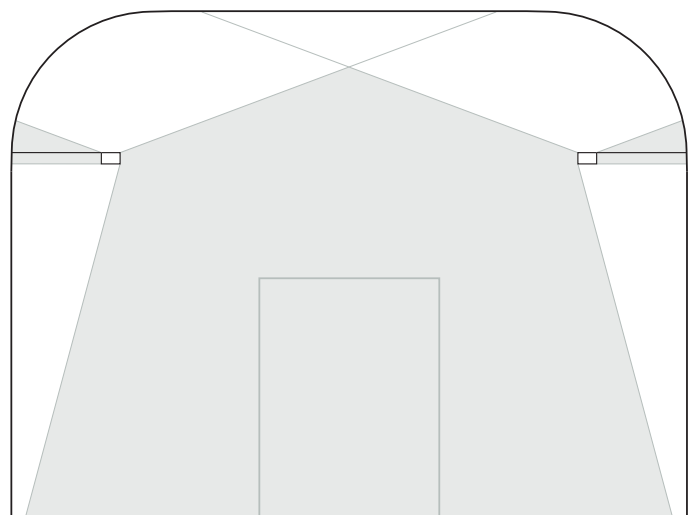
The lighting of a historical museum building. As it is not permissible to mount luminaires on the walls or ceiling, the lighting is produced by free-standing washlights which provide lighting of the walls and the ceiling.



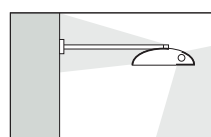
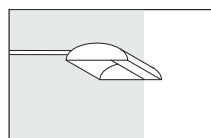
Free-standing washlight for halogen lamps.



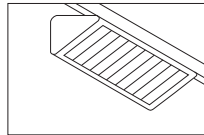
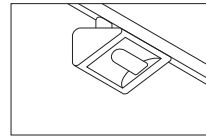
Luminaires mounted on the cornice consist of a wallwasher component and a prismatic louvre in the upper part of the luminaire, which directs light onto the ceiling.



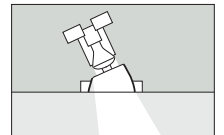

Museum luminaire for fluorescent lamps, equipped with a wallwasher reflector and prismatic louvre for the lighting of the ceiling.



Wallwasher for halogen lamps and wallwasher for fluorescent lamps, both track-mounted.



Recessed directional spotlight for reflector lamps.



The lighting is installed in a suspended ceiling and positioned at a specific distance from the walls. Wallwashers are mounted on track behind the edge of the suspended ceiling; the alternating arrangement of wallwashers for halogen lamps and fluorescent lamps means it is possible to produce different lighting levels and lighting qualities on the walls. Recessed directional spotlights are installed in the suspended ceiling for the lighting of sculptures.

